

Attijariwafa bank

2021



التجاري وفا بنك
Attijariwafa bank

Believe in you

Group's Profile

Attijariwafa bank is a leading banking and financial Group in North Africa. WAEMU (West African Economic and Monetary Union) and EMCCA (Economic and Monetary Community of Central Africa).

Network, customers & staff

at 31 December 2021

5,835	Branches
3,533	Branches in Morocco
290	Branches in North Africa
1,057	Branches in West Africa
895	Branches in Central Africa
60	Branches in Europe and the Middle East and America
20,590	employees
10.8	million customers

Financial highlights

Consolidated/IFRS at 31 December 2021

Total assets	596.3	(+5.0%)	Billion MAD
Net banking income	24.4	(+2.2%)	Billion MAD
Net income	6.2	(+66.2%)	Billion MAD
Net income group share	5.1	(+70.5%)	Billion MAD

ROE ⁽¹⁾	11.5%	NPL ratio	8.1%
ROA ⁽²⁾	1.0%	Coverage ratio	90.7%
Total Capital ratio	13.5% ³	Cost-to-Income ratio	46.3%
Core Tier 1	11.2% ³	Cost of risk	0.97%

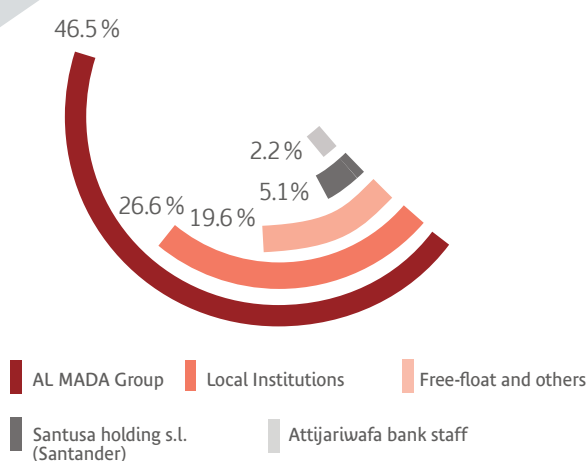
(1) Net income / shareholders' equity excluding net income

(2) Net income / total assets

(3) Forecast as of 31 December 2021

Shareholding Structure

at 31 December 2021



Board of Directors

at 31 December 2021

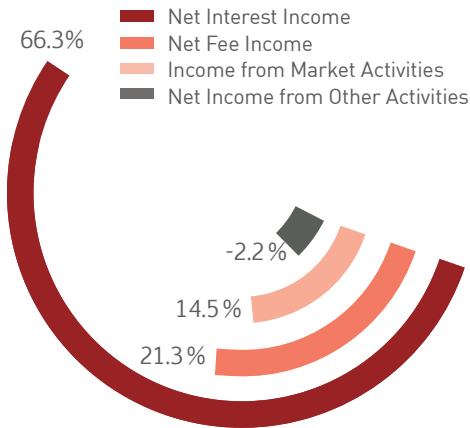
- Mr. Mohamed EL KETTANI Chairman of the Board
- Mr. Mohammed Mounir EL MAJIDI Director. Representing SIGER
- Mr. Hassan OURIAGLI Director. Representing AL MADA
- Mr. Abdelmjid TAZLAOUI Director
- Mr. Aymane TAUD Director
- Mr. José REIG Director
- Mr. Abed YACOUBI SOUSSANE Director
- Mr. Aldo OLCESE SANTONJA Independent Director
- Mr. Jose Manuel VARELA Director. Representing Santusa Holding
- Mr. Lionel ZINSOU Independent Director
- Mr. Azdine El Moutassir Billah Director

Committees issued from Board of Directors

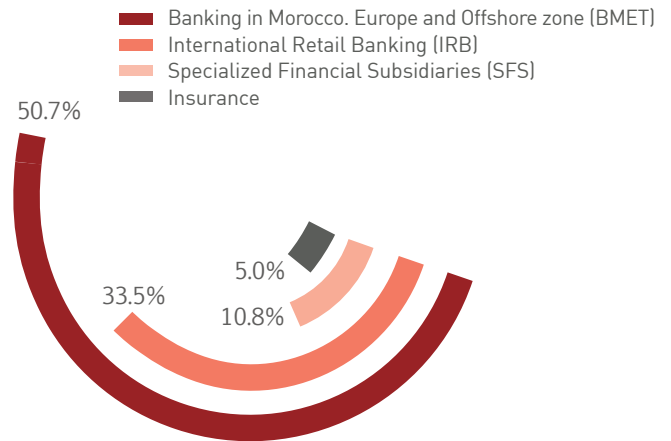
Permanent members	Strategic Committee	Group Risk Committee	Group Audit Committee	Group Governance, Appointment and Remuneration Committee *	Group High Credits Committee
Mr. Mohamed EL KETTANI	●	-	-	●	●
Mr. Hassan OURIAGLI	●	-	-	●	●
Mr. Mohammed Mounir EL MAJIDI	-	-	-	●	-
Mr. Abdelmjid TAZLAOUI	●	●	●	●	-
Mr. Aymane TAUD	●	●	●	●	●
Mr. José REIG	●	●	●	●	●
Mr. Abed YACOUBI -SOUSSANE	-	-	●	-	-
Mr. Aldo OLCESE SANTONJA	-	-	●	-	-
Mr. Lionel ZINSOU	-	●	-	-	-
Mr. Azdine El Moutassir Billah	●	-	-	-	-

(* 3 sub-committees issued from «Group Governance, Appointment and Remuneration Committee» with different compositions depending on the prerogatives of each sub-committee.

Breakdown of Consolidated Net Banking Income at 31 December 2021

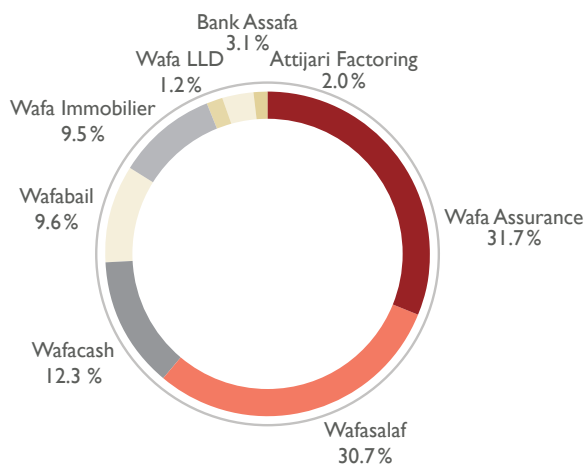


Contribution to consolidated Net Banking Income by activity at 31 December 2021



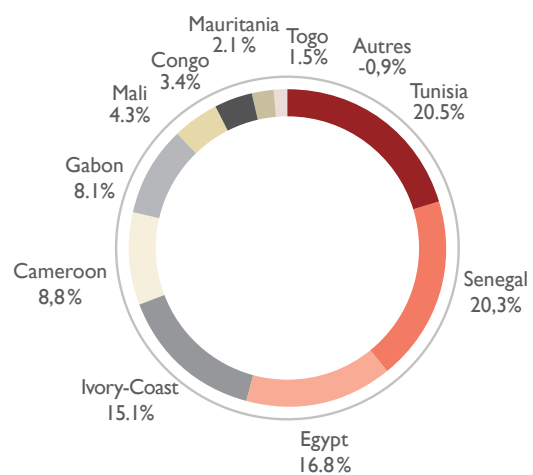
Breakdown of Moroccan Companies' NBI at 31 December 2021

NBI of Moroccan subsidiaries: MAD 3,900.6 million
 NBI SFS: MAD 2,665.2 million
 NBI Insurance: MAD 1,235.5 million



Breakdown of International NBI by Geography at 31 December 2021

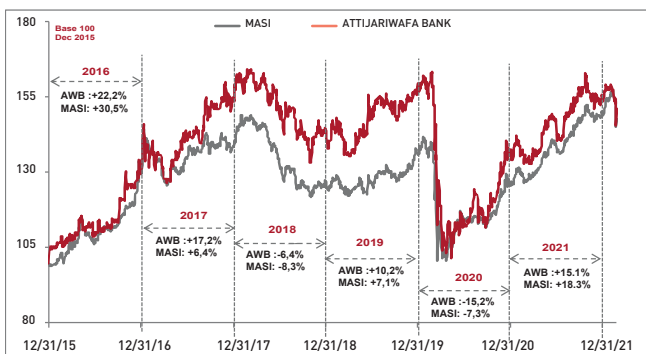
NBI IRB: 8,271.2 million



Attijariwafa bank's share price performance

Attijariwafa bank vs MASI from 12/31/2015 to 12/31/2021

Largest bank by market capitalization in Morocco: MAD 104.8 billion at 31 December 2021



Stock Market Indicators

Attijariwafa bank	2019	2020	2021
Price	499.00	423.25	487.00
P/B	2.20x	1.86x	2.00x
PER	18.01x	29.4x	20.4x
DY	2.71%	2.60%	3.08%
Number of Shares	209,859,679	209,859,679	215,140,839
Market capitalization (in MAD million)	104,720	88,823	104,774

An internationally - oriented Banking and Financial Group ...

Europe



Attijariwafa bank Europe
Branches : 60
Market share : NA

North Africa



Attijari bank Tunisie
Branches : 200
Market share : 8.4%




Attijari bank Mauritanie
Branches : 26
Market share : 9.7%




Attijariwafa bank Egypt
Branches : 64
Market share : 0.7%

EMCCA



Société Commerciale de Banque Cameroun
Branches : 54
Market share : 9.2%




Crédit du Congo
Branches : 26
Market share : 9.9%




Union Gabonaise de Banque
Branches : 22
Market share : 12.0%


WAEMU



Compagnie Bancaire de l'Afrique de l'Ouest
Branches¹ : 87
Market share : 13.3%



Crédit du Sénégal
Branches : 7
Market share : 2.6%



Banque Internationale pour le Mali
Branches : 62
Market share : 5.8%



Société Ivoirienne de Banque
Branches : 68
Market share : 9.3%



Banque Internationale pour l'Afrique au Togo
Branches : 14
Market share : 5.2%

Note: Loan market share at the end of September 2021.

1 - including Burkina Faso, Niger and Benin.

Representative offices (Riyadh, Dubai, Abu Dhabi, London, Geneva and Montréal).


...Supported by best-in-class factories



Wafa Assurance
Branches : 306
Market share : 18.9%




Wafasalaf
Branches : 45
Market share : 28.1%




Wafa Immobilier
Branches : 60
Market share : 24.5%



Wafabail
Branches : 5
Market share : 25.1%



Attijari Factoring Maroc
Branches : NA
Market share : 36.0%



Bank Assafa
Branches : 40
Market share : 28.0%



Wafacash
Branches¹ : 2060
Market share : NA



Wafa LLD
Branches : NA
Market share : 12.0%




Attijari Intermédiation
Branches : NA
Market share : 31.7%



Wafa Gestion
Branches : NA
Market share : 24.3%



Attijari Finances Corp.
Branches : NA
Market share : NA



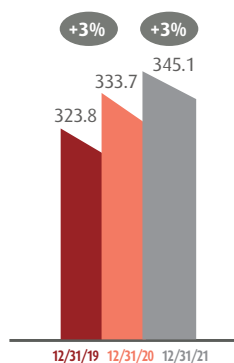
Wafa Courtage
Branches : NA
Market share : NA

Note: Loan market share at the end of December 2021 (Wafa Assurance at the end of June 2021)

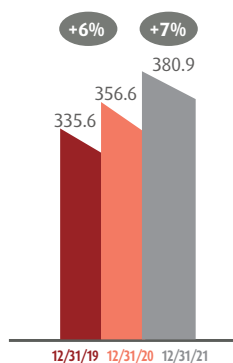
(1) Excluding 811 in West Africa and 793 in central Africa

NA : Not Applicable

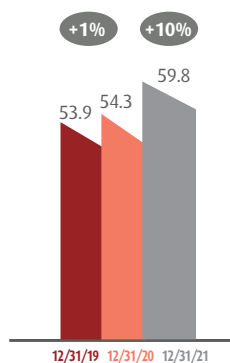
Financial Indicators



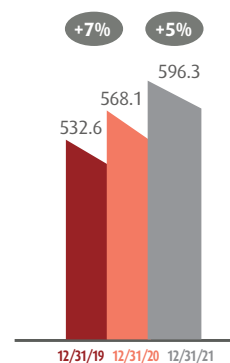
Customer Loans
in Billion MAD



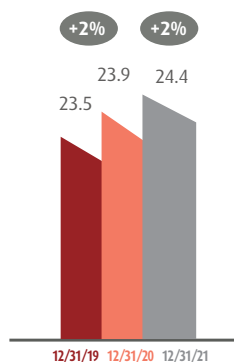
Customer Deposits
in Billion MAD



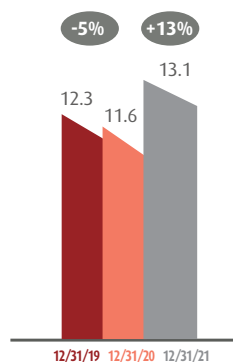
Shareholders' Equity
in Billion MAD



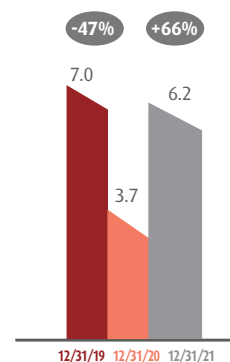
Total Assets
in Billion MAD



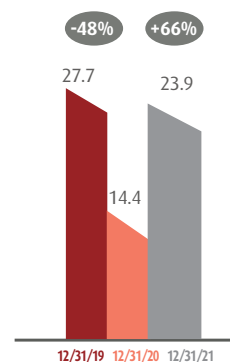
Net Banking Income
in Billion MAD



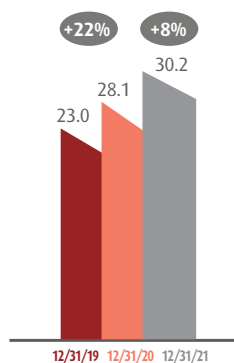
Gross Operating Income
in Billion MAD



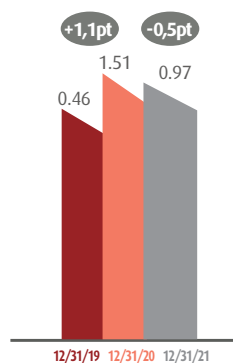
Net Income
in Billion MAD



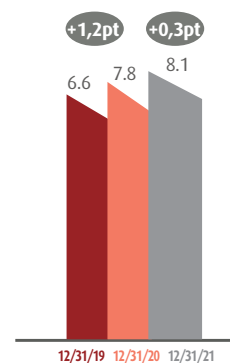
Earning per share⁽¹⁾
in MAD



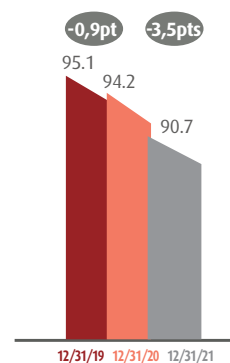
Non Performing Loans
in Billion MAD



Cost of Risk
in %



NPL Ratio
in %



Coverage Ratio
in %

(1) Net Income Group Share / Number of Shares

Rating

Fitch Rating	February 2022	Standard & Poor's	February 2022	Moody's	February 2021
Long-term in foreign currency	BB	Long-term	BB	Long-term	Ba1
Short-term in foreign currency	B	Short-term	B	Short-term	NP
Long-term in local currency	AA-(mar)	Outlook	stable	Outlook	negative
Outlook	stable				

Headquarter

2. boulevard Moulay Youssef. 20000 Casablanca. Maroc

Phone: +212 (0) 5 22 29 88 88

Fax: +212 (0) 5 22 29 41 25

www.attijariwafabank.com

<http://ir.attijariwafabank.com>

Financial Information and Investor Relations: Ibtissam ABOUHARIA

E-mail : i.abouharia@attijariwafa.com

<http://ir.attijariwafabank.com>



التجاري وفا بنك
Attijariwafa bank

Believe in you